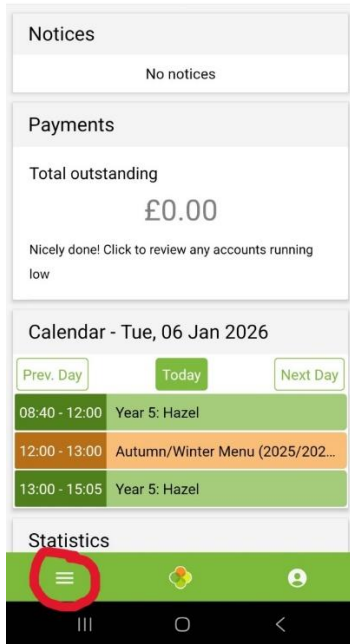
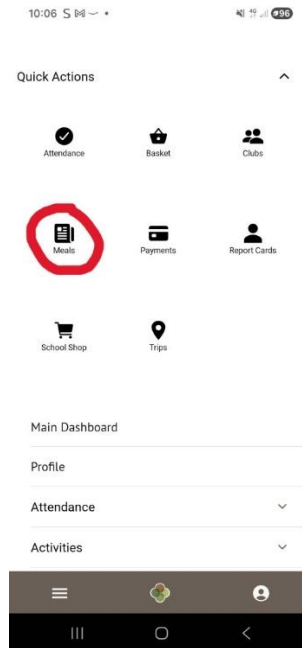


# Simplified Meal Ordering on the Arbor App

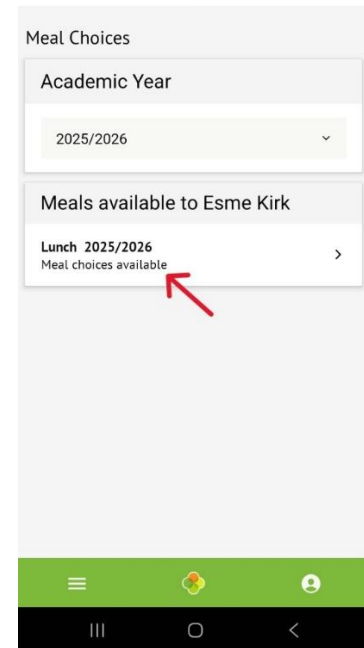
## Step 1...



## Step 2...

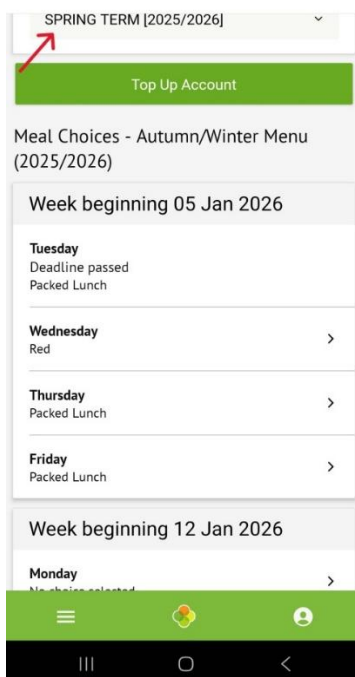


## Step 3...



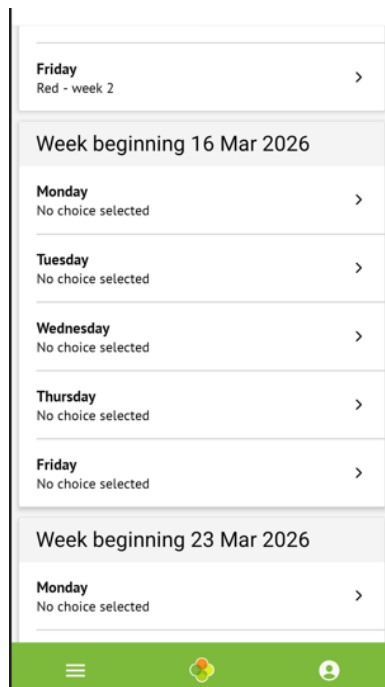
## Step 4...

Ensure you select the current half term



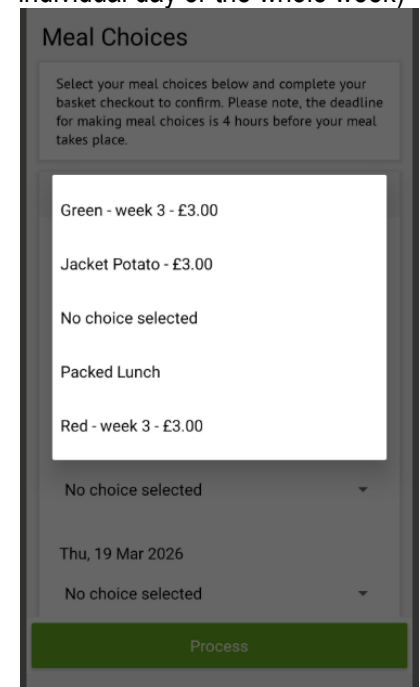
## Step 5...

Select the day you are ordering



## Step 6...

Make your selection (either for an individual day or the whole week)



## Step 7... You can then select to **Process / Go To Basket** or **Add More Choices**

(you can pre-book for the whole half term in advance if you wish)

**Step 8...** You will then be directed to checkout (if your child is entitled to FSM or UIFSM, or you have selected all packed lunches, charge will show as £0 to checkout)

**TO CHANGE MEAL SELECTION:** If your child ever wishes to change their selection, follow the steps above and change the selection to No Choice Selected and process. You will then need to go back in to make the required meal selection and re-process.